

# TS Series

## Thermal Shock Chambers



The Weiss Technik Thermal Shock Series offers a complete line for all your testing applications. Available in Horizontal, Vertical and Liquid models, the TS Series offers product testing for most industries. TS Series meets many of the stringent MIL-STD 883 test standards; contact your local sales office for a complete list.

### Features:

- Two and Three Zone with multiple capacity available
- Guaranteed part temperature recovery/soak
- Many standard safety features
- Traveling port for product temperature monitoring

## Design & Performance

Configuration		Vertical		Horizontal		Liquid
MODEL		TSV11	TSH9	TSH27	TSH45	TSL5
Basket Volume	Cubic Feet / Liters	11 / 312	9 / 255	27 / 765	45 / 1274	0.6 / 17
Basket Size	Width	30" (762mm)	25" (635mm)	36" (914mm)	60" (1524mm)	13.25" (337mm)
	Depth	25" (635mm)	25" (635mm)	36" (914mm)	36" (914mm)	12" (305mm)
	Height	25" (635mm)	25" (635mm)	36" (914mm)	36" (914mm)	6" (152mm)
Chamber Exterior Dimensions	Width	87" (2210mm) <sup>2</sup>	140" (3556mm) <sup>4</sup>	171" (4343mm) <sup>4</sup>	234" (5944mm) <sup>4</sup>	76" (1930mm)
	Depth	86" (2184mm) <sup>2</sup>	79" (2006mm)	86" (2184mm)	90" (2286mm)	64" (1626mm)
	Height	94" (2388mm) <sup>3</sup>	102" (2591mm)	114" (2896mm)	108" (2743mm)	87" (2210mm)
Temperature Range	Minimum	-73°C (-99°F)		-73°C (-99°F)		-65°C (-85°F)
	Maximum	+200°C (+392°F)		+200°C (+392°F)		+160°C (+320°F)
Temperature Recovery <sup>1</sup>		168 lbs	168 lbs	350 lbs	325 lbs	5.5 lbs <sup>5</sup>

Performances are based on laboratory conditions at +24°C, 60 Hz, with cooling water inlet temperature and flow rate according to requirements. Performances at 50 Hz may vary. Please consult with your local Sales Representative if your conditions vary.

<sup>1</sup>Weights are for Aluminum (other materials will vary), and test conforms to MIL-SPEC 883J 1010.8 test condition B for Air-Thermal-Shock

<sup>2</sup>TSV11 has a separate machine pack, 78"W x 88"D x 42"H (1727 x 2235 x 1067 mm)

<sup>3</sup>TSV11 travelling port extends 44" above top of chamber when basket is in top (Hot Zone) chamber

<sup>4</sup>TSH travelling port extends out from right side. Extension: TSH9: 40", TSH27: 48", TSH45: 67".

<sup>5</sup>Liquid Thermal Shock recovery < 5 min. per MIL-SPEC-883J 1011.9 Test Conditions B

Dimensions are chamber only, control console to be mounted separately.

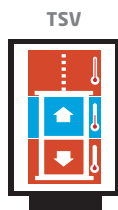
MIL-SPEC 883J Standards are critical for many customers. Weiss Technik Thermal Shock chambers are designed to conform to MIL-SPEC 883J 1010.8 Test Conditions A, B, C, D, and F for air thermal shock, depending upon the customer's product; and to conform to 1011.9 Test Condition C for liquid thermal shock. These chambers can meet many of the most stringent MIL-SPEC standards. Chamber dimensions and layout can vary according to customer floor plan needs; please consult with your local Sales Representative for customizing the chamber for your facility.

**Custom sizes available**

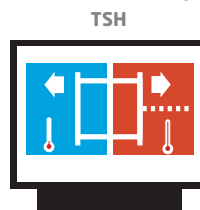
### TS Series Zone Options



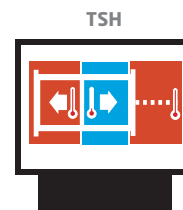
**TWO ZONE, SINGLE CAPACITY**  
(One hot zone & one cold zone)  
The products under test travel via a vertical lift system, alternating between the hot and cold zones.



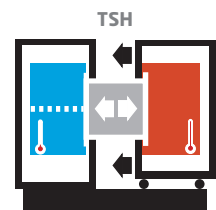
**TWO ZONE, DOUBLE CAPACITY**  
(Two hot zones & one cold zone)  
In the two zone, double capacity system, the cold zone is always in use, which contributes to the efficiency of the system.



**TWO ZONE, SINGLE CAPACITY**  
(One hot zone & one cold zone)  
The products under test travel via a carrier basket, alternating between the hot and cold zones.



**TWO ZONE, DOUBLE CAPACITY**  
(Two hot zones & one cold zone)  
In the two zone, double capacity system, the cold zone is always in use, which contributes to the efficiency of the system.



**THREE ZONE, SINGLE CAPACITY**  
(One cold zone, one ambient zone & one hot zone)  
In the horizontal three zone, the products travel via a carrier basket between the cold and ambient zones, and the hot zone travels to envelop the carrier basket.